

РОСЖЕЛДОР

Федеральное государственное бюджетное образовательное учреждение

высшего профессионального образования

«Ростовский государственный университет путей сообщения»

(ФГБОУ ВО РГУПС)

М.М. Сорокина, Л.Е. Григорьянц

Тренировочные задания для подготовки к устной части ЕГЭ по английскому
языку

Учебно-методическое пособие

Ростов-на-Дону

2017

УДК 42 : 681.3(07) + 06

Рецензент – ст.пр. В.К. Барашян (РГУПС)

Сорокина, М.М.

Тренировочные задания по подготовке к устной части ЕГЭ по английскому языку: учебно-методическое пособие / М.М. Сорокина, Л.Е. Григорьянц; ФГБОУ ВПО РГУПС. – Ростов н/Д, 2017. – 48 с.

Основная цель пособия - подготовка учащихся к сдаче устной части ЕГЭ по английскому языку. Оно также может быть использовано на занятиях в классе и при подготовке учащихся к зачету, экзамену или олимпиаде. Данное учебное пособие является дополнительным компонентом к учебно-методическим комплектам по английскому языку. Пособие состоит из двух частей. Первая часть содержит инструкцию по выполнению раздела «Устная часть» и рекомендации к выполнению четырех типов заданий. Во второй части предлагаются учебно-тренировочные тесты в формате ЕГЭ.

Одобрено к изданию кафедрой «Иностранные языки».

© Сорокина М.М., Григорьянц Л.Е.,
2017

© ФГБОУ ВО РГУПС, 2017

Часть 1. Структура экзамена. Рекомендации

Задание 1.

ЧТЕНИЕ текста. Максимальный балл – 1. От учащегося требуется:

- четкое выразительное чтение
- правильно расставленные паузы
- фразовое ударение
- интонационные контуры
- правильное произношение слов (звуки, ударение)

Допускается не более 5 фонетических ошибок, в том числе 1-2 ошибки, искажающие смысл.

***Как готовиться:** читать вслух тексты информационного, научно-популярного, нейтрального стиля с записью на диктофон объёмом 160-170 слов (в тексте демоверсии 160 слов). Полезно использовать для тренировки тексты из раздела АУДИРОВАНИЕ, т.к. можно осуществить самопроверку, прослушав диск с записью.*

На экзамене перед чтением вслух дается 1,5 мин. на подготовку.

Стратегия выполнения задания на экзамене

- Вначале бегло прочитайте его, постарайтесь понять общую идею текста
- Прочитайте текст сначала шепотом, а затем вслух.
- При втором чтении, читая вполголоса, мысленно делите предложения текста на смысловые части (синтагмы).
- Обратите внимание на запятые, они подсказывают, что тон интонации идёт вверх.
- Точка в конце предложения показывает на движении тона вниз.
- Обращайте внимание на слова, трудные для произношения.
- Не торопитесь при чтении текста, выдерживайте средний темп речи.
- Следите за долготой гласных звуков и четко произносите звонкие и глухие согласные, чтобы не исказить смысл слова (Ship- sheep, fool-full, bat-bad)

Задание 2.

ВОПРОСЫ по картинке. Максимальная оценка – 5 баллов. Вниманию учащегося предлагается некая визуальная информация, например, рекламное объявление. Нужно задать пять уточняющих вопросов по данному объявлению. Тематика вопросов указывается. В этом задании проверяется умение задавать четкие, грамматически правильно построенные прямые вопросы. От учащегося не требуется показать умение вести диалог с воображаемым собеседником с использованием разговорных формул и фраз-клише и соблюдением норм этикета. Учитываются:

- соответствие вопроса заданному содержанию
- правильность построения прямого вопроса
- правильная интонация

- отсутствие нарушающих понимание фонетических ошибок.

Балл за вопрос не засчитывается, если есть любое из этих нарушений. Не засчитываются также вопросы типа *What about the price?* или *Could you tell me about the price?* При этом правильным будет считаться вопрос *Could you tell me what the price is?* (т.е. в таком случае необходимо показать умение задавать косвенный вопрос с прямым порядком слов).

Как готовиться: повторить типы вопросов (порядок слов, вопросительные слова, необходимая интонация). Задавать вопросы к картинкам с рекламами (например, из буклетов) и фотографиям другого содержания. Можно сначала тренироваться письменно.

КАК СФОРМУЛИРОВАТЬ ВОПРОС

- Определите тип вопроса (if/whether - общий, вопросительные слова – специальный)
- Помните, что общий (Yes/No) вопрос задается с восходящей (rising) интонацией, а специальный (Wh-) с нисходящей (falling) интонацией.
- При отсутствии вопросительных слов, помните, что
- Слово Time/date предполагает *When/What are the dates /What time ...?*

E.g. When is the date of departure?

What are working hours?

What time does the train start?

- Слово Place /location предполагает *Where...?*

e.g. Where is your office situated?

Where is your centre located?

Where is the swimming pool?

- Слово duration предполагает *How long...?*
- Слово availability предполагает *Is/are there...?*
- Слово Price /cost предполагает *How much...?*

e.g. What is the price of the course?

How much does it cost?

How much is this book?

- Определите время (tense), которое необходимо использовать, выберите соответствующий вспомогательный глагол
- Используйте короткие и четкие формулировки

На экзамене дается 1,5 мин. на подготовку. За каждый правильный вопрос можно получить 1 балл.

Задание 3.

Описание фотографии. Максимальный балл – 7.

Что оценивается?

- решение коммуникативной задачи - 3 балла (даны ответы на все вопросы: не менее 3-х фраз по каждому пункту плана)

- организация высказывания - 2 балла (наличие вступления и заключения, завершенность высказывания, правильное использование средств логической связи)
- языковое оформление - 2 балла (учитываются словарный запас, грамматические структуры, допускается не более 2-х негрубых лексико-грамматических и/или 2-х негрубых фонетических ошибок).

При выполнении этого задания следует обратить внимание, что тема/контекст описания фото уже сформулированы (“*while traveling...*”, “*while celebrating...*”, “*you are looking through your family photos...*”)/ Следует также обратить внимание, что формулировка задания не предполагает ситуации, когда учащийся описывает себя на фото, т.к. учащийся сам сделал этот снимок. В случае такой ошибки ответ учащегося за решение коммуникативной задачи и, следовательно, за всё задание оценивается в 0 баллов.

Как готовиться:

1. Составить план-клише, который можно использовать для ОПИСАНИЯ картинки любого содержания, включив в него необходимые средства логической связи, вводные слова, фразы, грамматические структуры, с помощью которых можно выразить своё отношение к описываемому событию.
2. Составить список прилагательных, наречий, словосочетаний, грамматических структур, необходимых для описания фото согласно плану:

- КОГДА мог быть сделан снимок (*as far as I remember, in winter, last summer, on the ...th of ..., etc*);

- описание ПРЕДМЕТОВ/ ЖИВОТНЫХ, ЛЮДЕЙ. Необходимая лексика и структуры: *предлоги места (on the left/right, in the centre, behind, etc); прилагательные; неодушевлённые предметы: размер, форма, вес; люди: возраст, внешность, настроение, черты характера*).

- описание СОБЫТИЯ (для описания действий используем в основном времена группы *Continuous*, возможно также *Perfect or Perfect Continuous*). Выбор времени PRESENT/ PAST зависит от начала повествования: “*As you can see, ...*”, “*As far as I remember, ...*”

- объяснение, ПОЧЕМУ сделали снимок (*важность события, своё настроение, ощущения, здесь обязательно эмоциональное окрашивание высказывания*)

- объяснение, ПОЧЕМУ решили показать снимок другу (перекликается с предыдущим пунктом, но здесь можно также добавить информацию о том, что интересуется друга или совет, почему стоит испытать те же впечатления).

Задание 4.

Сравнительное описание двух фотографий. Максимальный балл – 7. Нужно сравнить две фотографии (картинки), используя предложенный план. В обеих фотографиях будет что-то общее, например, разные виды досуга. Для получения максимального балла за это задание (как и за задание 3) ученик должен

продемонстрировать выразительную, эмоционально окрашенную речь и использовать специальные слова и предложения (средства логической связи) для перехода от одной части высказывания к другой.

Что оценивается?

- решение коммуникативной задачи - 3 балла:

1. *Краткое описание фотографий (что происходит на фото и где)*

2. *Ответ на вопрос о сходстве фотографий*

3. *Ответ на вопрос о различиях*

4. *Ответ на вопрос о предпочтениях экзаменуемого*

5. *Обоснование своих предпочтений*

- организация высказывания - 2 балла (наличие вступления и заключения, завершенность высказывания, правильное использование средств логической связи)

- языковое оформление - 2 балла (учитываются словарный запас, грамматические структуры, допускается не более 2-х негрубых лексико-грамматических и/или 2-х негрубых фонетических ошибок).

При описании фотографий нужно обязательно показать, что владеете продвинутыми грамматическими конструкциями.

Поэтому используйте:

1) *Предложения в пассивном залоге* The pictures were taken in the summer time. — Эти фотографии были сделаны летом.

2) *Модальные глаголы в значении предположения* They could be farmers or something. — Они, возможно, фермеры или кто-нибудь в этом роде.

3) *Причастия (действительные и страдательные)* In the first picture I can see a group of people sitting under a big tree. — На первой фотографии я вижу группу людей, сидящих под деревом. In the second picture there are a lot of people.

The photo shows ... — На фотографии изображено ... In the centre/middle of the photo we can see a ... — В центре/середине фотографии мы видим ... In the foreground there is a ... — На переднем плане находится ... In the background there are ... — На заднем плане находится ... It is situated in ... — Он расположен в ... On the left (of ...) stands ... — Слева (от ...) стоит ... On the right (of ...) sits... — Справа (от...) сидит ... In the distance we can make out the outline of a... — Вдалеке мы можем разглядеть очертания ... At the first glance, ... — На первый взгляд, ... But if you look closely, you can see ... — Но если присмотреться, вы можете увидеть... It looks strange ... — Он выглядит странно It looks like — Она похожа на ... As for, ... — Что касается

I can suppose that ... — Я могу предположить, что ... I guess ... — Я полагаю ...

I can hardly make out (= see) — Я едва могу различить (увидеть) ... It stands out against the blue sky. — Она выделяется на фоне голубого неба. She looks tired. —

Она выглядит уставшей. It looks as if it is getting dark. — Похоже, начинает темнеть. They may /might be looking for ... — Они, возможно, ищут ... The wind is probably blowing. — Вероятно, дует ветер. It seems to me that ... — Мне кажется, ... the outline of a white pier — очертания белого пирса Запомните: in the sky — на небе in the rain — под дождем (как бы внутри дождя) in the sun — под солнцем (в солнечном свете) Также, если вы говорите о том, что изображено НА картине или фотографии, надо употреблять предлог IN:

Как готовиться:

1. Составить план-клише, который можно использовать для сравнительного описания двух картинок сходного содержания (*например, разные виды досуга; люди в разных затруднительных обстоятельствах; отношения в семье и отношения с друзьями; люди на работе и во время отдыха и т.д.*). План должен включать необходимые средства логической связи, вводные слова, фразы, грамматические структуры, с помощью которых можно описать, сравнить данные картинки и выразить свои предпочтения.

2. Составить список прилагательных, наречий, словосочетаний, грамматических структур, необходимых для ОПИСАНИЯ каждого фото и СРАВНЕНИЯ их согласно плану предлагаемому плану.

3. Разбить лексику на группы: Positive/ Negative (нпр., *wonderful, splendid, spacious, cosy, picturesque vs old-fashioned, depressive, chaotic, etc*), что поможет подчеркивать контраст изображённых на фото событий.

4. Перед началом выполнения задания полезно составить таблицу:

Similarities	Differences

Полезные фразы для описания сходства и различий:

Common in pictures or photographs

<i>On the one hand, they (are quite similar because they) both/ all show/ have/ are...</i>	<i>They are quite similar because they both show people working.</i>
<i>There are ... in both of them.</i>	<i>There are people in both of them.</i>
<i>Both/ All of them have got ... (in them)</i>	<i>Both/ All of them have got unusual situations.</i>

Different in pictures or photographs

On the other hand, there are some differences. One is ... but the other ...

The top one looks more ...than the bottom one.

The upper photo shows/ has/ is ...

while/ but the other one below/ in the bottom depicts/ is ...

This one is not as ... as ...

In that way, it's quite difficult to compare them.

There are some differences. One is night but the other is during the day.

The top one looks more interesting than the bottom one.

The upper photo is a small shop but the other in the bottom is a supermarket.

This one is not as fast as the other one.

In that way, it's quite difficult to compare

Them..

Основные ошибки, которые допускают учащиеся во время выполнения задания 4:

- описание сюжета двух картинок, а не их сравнение;
- отсутствие выделения общих и отличительных характеристик картинок;
- отсутствие выражения отношения к картинкам;
- отсутствие вступительной и заключительной фраз;
- отсутствие разговорных клише при сравнении картинок;
- фонетические и лексико-грамматические ошибки в ответе.

Необходимо обратить внимание на то, что задания 3 и 4 относятся к разным уровням сложности: задание 3 – базового уровня, задание 4 – высокого, поэтому для успешного выполнения **задания 4** от учащегося требуется более широкий репертуар лексических единиц, грамматических форм и синтаксических структур, чем для **задания 3**.

Задание 3. Примерный план ответа

<p>Вступление. Когда было сделано фото</p>	<ul style="list-style-type: none"> • I've chosen photo number ... • I'd like you to have a look at it. • I took the shot last (season/month/day). <p><i>Можно добавить также, где вы были, с кем:</i> My family and I went/were on a trip (abroad) to the (seaside/mountains /countryside). It was an unforgettable trip. We had a wonderful time. The weather was ...</p>
---------------------------------------------------	----------------------------------------------------------------------------------------------------------------------------------------------------------------------------------------------------------------------------------------------------------------------------------------------------------------------------------------------------------------------------------------------------------------------------------------------------

<p>Что/кто изображен на фото Назовите и опишите людей/животных/ место, где происходит действие</p>	<ul style="list-style-type: none"> •In the picture you can see ... (кого/что). •They're/He/She/It is... (внешность/одежда/возраст/род занятий/ характеристика/ размер/ качество) •The picture also shows/depicts/In the foreground/background there is/are... (краткое описание фона)
<p>Что происходит Опишите ДЕЙСТВИЕ (в Present Continuous). Можно также описать АТМОСФЕРУ и НАСТРОЕНИЕ происходящего, ПОГОДНЫЕ УСЛОВИЯ.</p>	<ul style="list-style-type: none"> •He is sitting in the I guess he's thinking/dreaming about He's wearing He's having a good time. •The atmosphere is calm and relaxing. •The sun is shining brightly./ A light breeze is blowing./ etc/
<p>Почему вы решили сделать этот Снимок Опишите своё отношение к происходящему. Объясните, чем вас привлекла эта ситуация.</p>	<ul style="list-style-type: none"> •<u>Вариант1</u>. Do you ask me why I took this photo? Just because I love animals/ countryside/ holidays very much. Besides, that (season) I bought a new camera. So it's quite natural I shot as much as I could. •<u>Вариант2</u>. My sister/ brother is really photogenic. So she/he always asks me to take photos showing her/him in different situations. That's why I took this picture.
<p>Почему вы решили показать это фото другу. Заключение Представьте, чем это фото может заинтересовать вашего друга, какие чувства и эмоции вызвать. Узнайте его мнение или попросите совета.</p>	<ul style="list-style-type: none"> •<u>Вариант1</u>. I show this photo to you because I'd like to know your opinion about it. I know you are keen on/enjoy/adore... You've got a good sense of humour so... •<u>Вариант2</u>. I'd like to upload this photo to my blog, but I'm not sure if it'll be interesting to my readers/friends. So I decided to show this picture to you and listen to your opinion. Two heads are better than one. •<u>Вариант3</u>. In my opinion, this photo is really nice and makes you happy. You can't but agree that the atmosphere is really exciting/kind/etc. This photo reminds me of the best moments of my life. I took this photo to keep the memories of that wonderful place/ time (to retain a clear memory of that happy moment) and I'd like to share my emotions with you. I think you'll appreciate this place as well. Maybe you would like to visit it one day or we'll do it together. •That's where I'd like to end./That's all I've got to say. Thank you for listening.

Задание 4 . Примерный план ответа

Вступление. Тема фотографий

Обратите внимание на подсказку: в пункте 4 задания обозначена общая тема

1. I'd like to say a few words about the two photos in front of me.
2. At the beginning (To begin with) I can mention that similar situations can cause different emotions.
3. These two photos prove that. /These two photos can be a good example of that.
4. Both photos describe...(someone doing.../ways of...) **or:** These two pictures depict different learning/travelling/... styles (ways of life/kinds of hobbies...).

Сходство

Найдите сходные черты на обоих фото и опишите их

5. On the one hand (At first sight), they're (quite) similar because there are (you can see) ...in both of them. (*Общая характеристика внешности, действия и пр.*)
6. In the first picture I'd like to draw your attention to... . (*Далее – краткое описание*)
7. The second picture also shows/depicts ...
8. The most obvious similarity is that we can see ... in both photos.
9. Another similarity is that these pictures show ...

Различие

Объясните, в чем конкретно вы видите различия, опишите детали

10. However, these photos have certain differences.
11. The first photo shows... while/but the second photo depicts...
12. Another difference is that ... (*разное ДЕЙСТВИЕ : Present Continuous, ФОН: In the foreground..., In the background..., ПРЕДНАЗНАЧЕНИЕ и т.п.*)
13. Besides/Also, I can add that ...
14. But the main difference I think is that...
15. In that way, it's quite difficult to compare them.

Моё предпочтение

Внимательно прочитайте формулировку пункта 4 в задании и используйте её в предложении о предпочтении. Помните, что вы не просто выбираете понравившуюся картинку, а отвечаете на конкретный вопрос.

16. If I had to choose, I'd prefer the ... (*словосочетание из задания: concert, way of life, etc/*) presented in picture 1 (2).
17. I usually prefer... /I hardly ever choose... .
18. Personally I think that/ From my point of view/ In my opinion,

Объяснение выбора. Заключение

19. The matter/ reason is ...
20. I hate/enjoy/adore...
21. To sum it up I'd like to say .../For these reasons (that reason) ...
22. That's where I'd like to end. / That's all I've got to say. Thank you for listening.

Система упражнений при подготовке второго задания устной части ЕГЭ

Task 1. Study the table.

<i>sort of accommodation</i>	тип жилья
<i>hotel accommodation</i>	номер в гостинице
What sort of accommodation is provided?	
What kind of the hotel accommodation do you provide?	
What sort of accommodation is offered?	
What sort of accommodation do you offer?	
What is the accommodation like?	
<i>Facilities</i>	возможности, удобства, средства, оборудование
<i>Hotel facilities</i>	удобства, предоставляемые отелем
<i>Transport(ation) facilities</i>	транспортные средства
What are the hotel facilities like?	
What facilities are available at the hotel?	
What are the transport facilities (available)?	
<i>Abilities</i>	возможность, способность, квалификация
<i>guide's abilities (language)</i>	
Do the guides speak English?	
What languages do the guides speak?	
<i>Activities</i>	деятельность активность
<i>sorts of activities</i>	виды мероприятий
<i>planned activities</i>	планируемые мероприятия
<i>service activities</i>	предоставление услуг, обслуживание
What sorts of activities are offered?	
What activities will I be able to do?	
What are the service activities like?	
<i>available/ accessible</i>	доступный, имеющийся в наличии
<i>water sports available</i>	предоставляемые виды водного спорта
<i>sleeping bags available</i>	наличие спальных мешков
What water sports are available?	
Are sleeping bags available?	
<i>Discounts</i>	скидки
<i>discounts for students</i>	скидки для учащихся
<i>discounts for groups</i>	скидки для групп
What discounts are there for students?	
Are there any discounts for students/groups?	
<i>Location</i>	местоположения, расположение

hotel location	месторасположение отеля
beach location	месторасположение пляжа
gym location	месторасположение спортивного зала
camp location	месторасположение лагеря

Where is the hotel situated/located?

Is the beach within walking distance of the hotel?

Where is the gym located?

Where is the location of the camp?

Distance	расстояние, удаленность
distance from the city centre	расстояние или удаленность от центра города

Is it within walking distance of the city centre?

How far is the hotel from the city centre/ the nearest airport?

Rent	арендная плата
-------------	----------------

What is the rent for the ...?

How much is the rent?

Cost	цена, стоимость
cost (water sports)	стоимость водных видов спорта

What is the cost of the water sports?

How much are the water sports?

How much do the water sports cost?

Price	цена
price (what is included)	что включено в стоимость

What is included in the price?

What is the price for ...?

Included	включенный
activities included	мероприятия, включенные в перечень или цену
meals included	приемы пищи, включенные в перечень или цену
price included (what is included)	то, что входит в стоимость

What activities are included (in full price)?

What meals are included (in full price)?

Are all the meals included (in full price)?

What is included in full price?

Provided	предусмотренный обусловленный
equipment provided	снаряжение, которое предоставляется

Is all the equipment provided?

What equipment is provided?

dates for departures	даты отъезда, вылета
-----------------------------	----------------------

What are the dates for departure?

Flights рейсы, полеты
flights (departure place) место вылета (аэропорт)
time of the flight время вылета

Where are the flights from?

What is the time of the flight?

Is there a morning flight?

Journey путешествие, поездка, путь

If the journey long

How long does the journey from the airport to the hotel take?

Restriction ограничение

age limit/restriction ограничение по возрасту

Are there any age limits?

Is there any age restriction?

city tour Обзорная экскурсия по городу

number of city tours количество обзорных экскурсий по городу

How many city tours are offered?

places to visit места посещения

What places will I be able to visit?

Sights достопримечательности

planned sights список достопримечательностей запланированных для посещения или осмотра

What sights will I be able to see?

What sights are offered for visiting?

opening hours часы работы

What are the opening hours of the museum?

When does the museum open and close?

Fee плата

entrance fee плата за вход (в музей)

What is the entrance fee?

How much is the entrance fee?

How much is the ticket?

How much does the ticket cost?

Photos, pictures фото

photo permission разрешение на фотосъемку

taking photos разрешение на фотосъемку

Is it permitted to take photos?

Is it allowed to take photos?

Reservation, booking бронирование

advance(online) reservation/booking бронирование заранее (онлайн)

Is it possible to book ... in advance (on-line)?

Can I book ... in advance (on-line)?

Can I reserve ... in advance (on-line)?

Task 2. Make questions to the underlined parts of the sentences.

1. The Ice Hotel provides guests with warm sleeping bags to sleep in.
2. The Arctic offers outdoor activities such as dog-sledding, ice-fishing and skiing.
3. The Amanjena Hotel is situated in beautiful grounds near the fascinating town of Marrakech.
4. In each comfortable room there is a king-sized bed as well as a mini-bar, CD player, TV and DVD.
5. For those who want to shop, art, jewellery and handmade gifts are available at the three shops within the hotel complex.
6. We will stop here for about 30 minutes so that you can have breakfast and buy some snacks and some water.
7. We run tours every day, including Sunday.
8. Admission is about £15 for adults and £10 for children.
9. Equipment and tuition is provided for beginners.
10. The ticket price includes a guided tour.

Task 3. Study the advertisement then use the prompts to make questions

time of the flight

hotel facilities

dishes available

planned sights

guide's abilities

(The example of the answer)

1. Will the flight leave in the morning, afternoon or evening?

When is the flight?

Is it possible to have an early-morning flight?

2. Will I have my own room, or will I have to share?

What sort of accommodation is provided?

What is the hotel accommodation?

What sort of accommodation is offered?

What sort of accommodation do you offer?

3. Will vegetarian dishes be available?

4. What sights are planned for visiting?

Will there be time to go shopping?

5. Will the local guide speak English?

Task 4. Study the advertisement.

You are considering visiting the city and now you are calling to find out more information. In 1.5 minutes you are to ask five direct questions to find out the following:

- 1) online booking
- 2) dates for departures
- 3) hotel accommodation
- 4) number of city tours
- 5) discounts for students

(The example of the answer)

1. Is it possible to book the trip on-line?
Can I book the tour on-line?
Can I reserve the tour on-line?
2. What are the dates for departure?
3. What is the hotel accommodation like?
What sort of accommodation is offered?
4. How many city tours are offered?
5. What discounts are there for students?
Are there any discounts for students?

Образцы выполнения задания 3.

Imagine that you are showing your photo album to your friend. Choose one photo to present to your friend. **You will have to start speaking in 1.5 minutes and will speak for not more than 2 minutes (12–15 sentences).** You have to talk continuously. In your talk remember to speak about:

- **where/when** you took the photo — когда/где ты сделал этот снимок (1)
- **what/who** is in the photo — что или кто на фотографии (2)
- **what is happening** — что происходит в момент, когда был сделан снимок (3)
- **why** you took the photo — почему ты сделал этот снимок (4)
- **why** you keep the photo in your album (5)
- **why** you decided to show the picture to your friend — почему ты решил показать эту фотографию своему другу (6)

Предположим, вы выбрали одну конкретную фотографию из трех предложенных. Помните, что говорить нужно, не делая паузы (You have to talk continuously) и не более 2 минут (not more than 2 minutes)

You have to talk continuously, starting with: "I've chosen photo number ..."



Variant 1.

(0) Well, I have chosen to show you photo number 2. (Введение: так можно начать, если вы сдаете экзамен в компьютеризированной форме, без участия экзаменатора-собеседника)

(1) I took it **a month ago** when I was going on excursion with my class. I remember that day very well.

(2) In this photo you can see **our bus driver**. As you see, he looks very friendly. We made friends with him.

(3) **We were going to the State Darwin Museum** and on the way he told us a lot of facts about wild life. By the way, he is from the northern part of Russia.

(4) Well, **at that time I was doing a projet on my future profession. That is why I took the photo**. I had already had a lot of pictures of different people. And, you know, when I was a boy, I wanted to be a driver, too. So, I decided that it was not a bad idea to use this photo in my project. Although the job of a driver seems to me rather boring now,

(5) **I would like to show the photo to you as he is a very well-read and interesting person. And I believe he likes his job**. You know a saying «Choose a job you love and you will never have to work a day in your life». And what are you going to be? (в заключение, вы приводите известное изречение китайского философа Конфуция) ***“Choose a job you love and you will never have to work a day in your life” (Confucius)***

Важно: - В данном задании 5 пунктов плана. Каждый пункт надо раскрыть, сказав в среднем по 3 предложения.

- Слова-связки и союзы в этом описании подчеркнуты, они делают ваше описание более естественным и логичным.

- Можно сократить данное описание, но нужно оставить слова-связки и выражения, так они являются основными в вашем ответе и соответствуют опциям задания.



Variant 2.

-I've chosen photo number 1. (Обязательно начните ответ с этой фразы, предварительно выбрав номер фотографии).

- I took this photo in one of the beautiful parks in Edinburgh when I was on my trip to Scotland two years ago. It is quite amazing, isn't it?

- ***In the foreground of the photo*** you can see two girlfriends spending their free ***time hanging around. They might study or work together.*** **They seem to be** in a good mood. They both are wearing all Scottish style suits, but the girl **on the right** who's got blond hair is wearing a yellow tartan, while the girl **on the left** has got a black-and-white pattern. **Moreover**, she's got an incredible hat which perfectly matches the rest of her clothing. The most stunning thing that caught my eye was her hair done in dreadlocks. In her right hand she is holding a black handbag made of leather.

- **In the background** of the picture there are a lot of green trees with bushy (thick) crown. It was early September and **it happened to be** a very warm and sunny day. But **nevertheless** some people put on their jackets because the weather is very changeable and unpredictable on the British Isles. **The man on the right** who is wearing a checked shirt **might be** a tourist because he has got a blue backpack. As you can see **at this particular moment** the place is not overcrowded, **so I think**, it is great to enjoy your leisure time with your nearest and dearest in such a place.

- I asked the girls to take their picture because I liked the style they were dressed up and **I decided to show it to you** because you are also keen on wearing unusual and freakish hats and maybe, the picture will give you some new ideas.

- ***That is all I wanted to say.*** (обязательная фраза для экзаменатора, свидетельствующая о завершении коммуникации)



Variant 3

- *I've chosen photo number 2.* (Обязательно начните ответ с этой фразы, предварительно выбрав номер фотографии).

- **I took this photo** during my winter holidays when we went to the ski resort in the Caucasus. After the Winter Olympic Games 2014, Sochi attracts lots of tourists both from Russia and from around the world.

- **In the foreground of the picture** you can see two children: a boy and a girl. They came here from Novosibirsk. They told me that they had started to ski when they were only three years old, that's why they look very confident on the snowy mountain slopes. The children are wearing bright ski suits made of special fabrics that protect them from cold and at the same time are very light that helps them move quickly. They also have all the necessary skiing equipment for this kind of sport such as alpine skis, plastic boots with special bindings, helmets, ski poles and goggle mounts.

- **In the background of the picture** you can see mountain peaks covered with snow and some kind of pines. You can't see the mountains quite well from behind the clouds but it is a common phenomenon in this area.

- **At the very particular moment** the children are learning a new downhill technique. And now they stopped for a while to take breath. Sometimes I saw them landing in a fall but they went to square one again and again. They didn't give up, so I should admit that they have got strong willpower. As you can see they look very healthy and happy. I believe that it's very useful to take up to sport from childhood. This will teach you to overcome difficulties in life, will teach you to win or to lose.

- **I took this photo because** we made friends with the family from Novosibirsk and their cute kids and I want to remember the beautiful moments of my vacation.

- **I decided to show you this photo because** I want you to appreciate these two young sportsmen and the beauty of the Caucasus Mountains.

- *That is all I wanted to say.* (обязательная фраза для экзаменатора, свидетельствующая о завершении коммуникации)

Образцы выполнения задания 4

Study the two photographs. In 1.5 minutes be ready to compare and contrast the photographs:

- give a brief description of the photos (action, location)
- say what the pictures have in common
- say in what way the pictures are different
- say which of the activities/situations/jobs presented in the pictures you'd prefer
- explain why

You will speak for not more than 2 minutes (12–15 sentences). You have to talk continuously.

Сравнение фотографий требует широкого использования средств логической связи:

In contrast...
 In comparison to...
 ...whereas...

Compared to...
 Unlike...
 ...while...

Желательно отметить эмоциональный фон обеих фотографий; сказать, какие чувства они вызывают;

Нужно соблюдать ограничения по времени и по объему.

Чтобы рассказать полно и точно о сходстве и различиях (по 2 – 3) двух фотографий, используйте следующий план.

PLAN

Introductory sentence

There are two photos in front of me. (I'd like to compare these two photos) .

-They show people at work/ on holiday/ doing healthy activities/ playing music/spending their free time / different ways of shopping/ _____.

In the centre of picture 1 I can see _____ in/at _____.

In picture 2 there is a/ there are _____.

They might be/ must be _____. It seems that/ It looks as if they have just had/ done/ seen _____.

-The photos...

have a lot in common.	don't have much in common.
One similarity is that _____.	The only similarity is that the _____ _____ _____
Another similarity is that the the man/ people in both pictures is/are _____.	
Both photos were taken outdoors/ in summer / in the city/ _____ .	
They both show outside activities.	

-However, I can spot / there are also some **differences between** the pictures.

As I see it, **the key/main difference** is that in picture 1... **whereas/while** in picture 2...

Another important difference is that ...

The one on the left is/shows/has... **In contrast** the one on the right...

Finally, the general atmosphere in both pictures **is as different as** (it) can be.../ as chalk and cheese. In picture1 it is positive / relaxed / friendly/ peaceful but in picture 2 the people look anxious/worried/ tense / embarrassed/ depressed/ confused/ _____.

- Personally, I **would prefer to** go/ do/listen to/choose _____.

If you ask me, I would definitely choose **going/doing/listening** _____.

If I had to choose between _____ or _____ I would prefer _____ .
 ... seems/is more appealing to me because/as _____
 My **reason for** saying so is that _____
 The reason I think so is that _____

Concluding sentence

That's all that I can tell you about these two photos.

That's what has come into my mind/has occurred to me while looking at these two pictures.

Variant 1.



- *There are two pictures in front of me. They both show people having rest. In **picture A** we can see a park, while in **picture B** there is a beach.*
 - *The photos don't have much in common. The only similarity is that the people seem to be enjoying themselves on a hot summer day.*
 - *However, I can spot a lot of differences between the pictures. The first one was taken in a beautiful place with lots of trees, whereas the second one was taken at the sea-side. In picture 1 we see people sitting in a café or on the green grass, talking and watching some boats. In contrast, in picture 2 the people are running into the water. They are going to swim.*
 - *The pictures give an example of different types of rest in different conditions / environment. If I had to choose between the kinds of rest I would prefer the second one. That's because I love the sea.*
 - *It seems more appealing to me because I enjoy moving all the time. What's more, like most teenagers I can't stand just sitting and doing nothing. (It's not my cup of tea.)*
- That's what has come into my mind/has occurred to me while looking at these two pictures.*

Variant 2



Well, both pictures show an animal, the bear. **I would like to start with** (вступление) the first picture that shows a big polar bear in the zoo. The bear is sitting on a stone with its paws up. It is not looking at people, it looks aside and it seems that it is tired of so much attention. A lot of people have gathered near the open-air cage, taking pictures. As the people are wearing warm coats and caps, it is probably late autumn. The colours in this picture are grey and dark.

As for the second picture, it also shows a bear, but it is the brown bear. **It is completely different from the first one as it shows** the bear in the wild. In contrast to the first picture, the second one is full of bright colours: yellow flowers, green grass. It shows a summer day. The bear is busy, it is carrying a log. **I like this picture more** and not only because I like summer but also because I believe that keeping wild animals in the zoo is inhuman. Some people say that it is necessary for some educational purposes, to say nothing of entertainment.

All in all, both these pictures make me think of the wildlife. And I am sure that wild animals should live free in their natural habitat because they are part of nature.

Variant 3.



In our modern world some jobs are very important for our society. Here are two pictures to compare and contrast on the topic. This is a photo of a man doing his job outside and that is a photo of a policeman standing on the side of the road.

These two pictures show jobs and this is the first similarity. The people in both pictures are wearing uniforms, and that is also what these pictures have in common. The weather is rather warm.

However, pictures are somehow different. The main difference is that in picture one we can see a worker, while in picture two there is a traffic policeman. Also, their actions are different: the worker is paving a sidewalk and the policeman is on duty watching the traffic on the road.

As far as I am concerned, the job of a traffic policeman (cop) is more important for the society because people of this profession are responsible for our safety and order on the roads. Besides, they control all drivers to keep and obey traffic rules. It is very important for all drivers and passengers' lives.

I've come to the end of my speaking. Thank you for listening.

Часть 2.

Учебно-тренировочные тесты в формате ЕГЭ

Variant 1

Задание 1

Imagine that you are preparing a project with your friend. You have found some interesting material for the presentation and you want to read this text to your friend. You have 1,5 minutes to read this text silently; then be ready to read it out aloud. You will have no more than 1,5 minutes to read it.

The construction has been estimated more than thirty million hours of labors. As mysterious as old, it has long puzzled archaeologists; no one knows why it was constructed, although it's believed to have been started about 3100 B. C. and spanning several centuries.

Stonehenge is a medieval term meaning "hanging stones". Multi-ton stones were brought to Salisbury Plain from great distances. Experts speculate that stone could have been put on rafts, transported by water and dragged on rollers. Maybe 500 men, aided by ropes pulled one of these stones. Researchers suggested that Stonehenge was used as a place of worship, even as a location for human sacrifice, other consider that the stone formations were used as an observatory to predict the sun and moon's position to the earth and determinate the seasons.

Today only half of the original monument survives, because over the centuries, people have taken pieces of the stone for building materials and souvenirs, however Stonehenge is a popular tourist destination. Although new research suggests that Stonehenge was originally used as a cemetery, Mike Parker Pearson of the University

of Sheffield, UK argues that Stonehenge was primarily a place for the dead, and must be treated as part of a greater complex of monuments in the surrounding area.

Задание 2

1. Study the advertisement.

You are considering visiting the place and now you are calling to make some clarifications. In a minute you are to ask 5 questions to find out the following:

- 1) location of the bar;
- 2) opening and closing hours;
- 3) menu on offer;
- 4) availability of a table for five people;
- 5) discounts for students.



Задание 3

Study the pictures.

Imagine that while travelling during your holidays you took some photos. Choose one photo to present to your friend. You will have to start speaking in 1,5 minutes and will speak for not more than 2 minutes.

When presenting a picture remember to mention:

- 1) when you took this photo;
- 2) what/who is in the photo;
- 3) what is happening;
- 4) why you keep this photo in your family album;
- 5) why you decided to show the picture to your friend.

You have to talk continuously.



Photo № 1



Photo № 2



Photo № 3

Задание 4

2. Study the pictures.

In 1,5 minutes be ready to compare and contrast them:

- 1) give a brief description (action, location);
- 2) say what the pictures have in common;
- 3) say in which way the pictures are different;
- 4) say which of the locations presented in the pictures you'd prefer;
- 5) explain why.

You will speak for not more than 2 minutes. You have to talk continuously.



Variant 2

Задание 1

Imagine that you are preparing a project with your friend. You have found some interesting material for the presentation and you want to read this text to your friend. You have 1,5 minutes to read this text silently; then be ready to read it out aloud. You will have no more than 1,5 minutes to read it.

The Human Race has had a sweet tooth for many millennia, initially satisfied by pinching honey from wild bees. In Saxon England honey was still the sole sweetener but by Elizabethan times so much imported sugar was consumed that tooth decay was a major problem. The human consumption of sugar goes back to before 500 BC and was first reported by the Persian Darius when his troops, in desperation, ate sugar cane found growing wild in the Indus river valley. It was however left to Alexander the Great in 327 BC to bring news of this exciting crop back to Europe and much later to the Islamic Arabs to bring the knowledge of how to extract sugar from the cane to make sugar as we know now.


At this time the Arabs had conquered Sicily and set up sugar plantations and factories there to export the product over the whole of Europe. The taste for the sugar sweetener was further spread by the Normans and later the Crusaders as they fought but still traded with the Muslim Arabs and sampled their domestically produced sugar in Palestine. By about 1400 the Spanish (to be hated by the English) were producing the best sugar in Sicily and in the Canaries. Hence there was a huge incentive to stop importing from the Spanish and for the English to develop sugar production in their colonies where the climate was warm and wet enough.

Задание 2

Study the advertisement.

You are considering buying a cat at a pet breeding club and now you are calling to make some clarifications. In a minute you are to ask 5 questions to find out the following:

- 1) size of the animal;
- 2) colours available;
- 3) location of the club;
- 4) if health certificates are included;
- 5) discounts.



Задание 3

Study the pictures.

Imagine that while travelling during your holidays you took some photos. Choose one photo to present to your friend. You will have to start speaking in 1,5 minutes and will speak for not more than 2 minutes.

When presenting a picture remember to mention:

- 1) when you took this photo;
- 2) what/who is in the photo;
- 3) what is happening;
- 4) why you keep this photo in your family album;
- 5) why you decided to show the picture to your friend.

You have to talk continuously.



Photo №1



Photo №2



Photo №3

Задание 4**Study the pictures.**

In 1,5 minutes be ready to compare and contrast them:

- 1) give a brief description (action, location);
- 2) say what the pictures have in common;
- 3) say in which way the pictures are different;
- 4) say which of the hobbies presented in the pictures you'd prefer;
- 5) explain why.

You will speak for not more than 2 minutes. You have to talk continuously.



Variant 3

Задание 1

Imagine that you are preparing a project with your friend. You have found some interesting material for the presentation and you want to read this text to

your friend. You have 1,5 minutes to read this text silently; then be ready to read it out aloud. You will have no more than 1,5 minutes to read it.

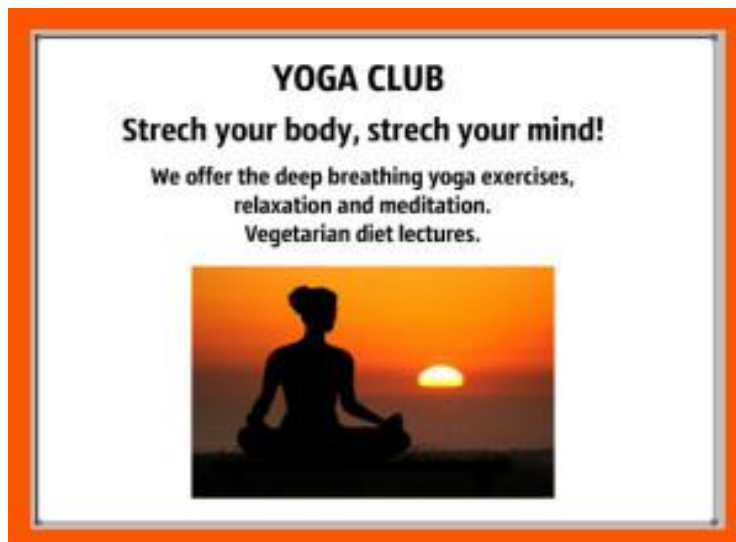
England is now a multi religious, multi cultural and multi ethnic country. In the last 50 years, England moved from a country dominated by the quasi Protestant Christian faith, with a small but active Catholic Christian minority plus an even smaller Jewish population, to a more secular country accommodating, if somewhat reluctantly and apprehensively, people from all the world's major religions. Also in the last fifty years, leaders in the Church of England who had previously preached strict moral codes started to endorse a freer lifestyle made possible by scientific inventions.

The always more conservative Roman Catholic church and the newer Asian immigrants practising the Islamic faith take a much more reserved view on newer freedoms and equalities now available to women. These more conservative faiths would point to the breakdown of the family unit, the increases in divorce and the increase in sexually transmitted disease. Indeed Muslim women who before 1970 were pressing for more liberal rules for women within Islam were both repulsed and frightened by how they observed their "Christian" female contemporaries embrace this new freedom. This killed off the liberal thoughts of this movement which resulted in the return to the stricter codes of the past.

Задание 2

You are **considering joining the Yoga Club** and now you are calling to find out more information. In 1.5 minutes you are to ask **five direct questions** to find out the following:

- 1) address of the club
- 2) opening days
- 3) if they offer classes for the aged people or for the young
- 4) fee per week
- 5) morning training programs



Задание 3**Study the pictures.**

Imagine that while travelling during your holidays you took some photos. Choose one photo to present to your friend. You will have to start speaking in 1,5 minutes and will speak for not more than 2 minutes.

When presenting a picture remember to mention:

- 1) when you took this photo;
 - 2) what/who is in the photo;
 - 3) what is happening;
 - 4) why you keep this photo in your family album;
 - 5) why you decided to show the picture to your friend.
- You have to talk continuously.



Photo №1



Photo №2



Photo №3

Задание 4

Study the photographs. In 1.5 minutes be ready to compare and contrast the photographs:

- give a brief description of the photos (action, location)
- say what the pictures have in common
- say in what way the pictures are different
- say which kind of the activities presented in the pictures you'd prefer
- explain why



Variant 4

Задание 1

Imagine that you are preparing a project with your friend. You have found some interesting material for the presentation and you want to read this text to your friend. You have 1.5 minutes to read the text silently, then be ready to read it out aloud. You will not have more than 1.5 minutes to read it.

Many lands that had once been swamps were drained or filled in. There are different reasons why people drained swamplands. Some were drained to fight diseases caused by insects that lived in them. Because swamps were considered unpleasant places in which to live and harmful to health, many people thought that unless they were drained the land was worthless.

Other swamps were drained to make new land. As the population grew and more land was needed, people drained swamps or filled them to make room for more farms and factories, more roads and airports.

Few people thought that it might be harmful to get rid of swamps. As swamps disappeared, other things happened. There were both more floods and more droughts than before. There were also more fires, for swamps had acted as firebreaks. Hunters noticed that there was less wild game. Wild life that once lived in the swamps was dying out, because it had no place to live.

Задание 2

Study the advertisement: *Welcome to Holiday Inn, Helsinki*



You are considering visiting the place and now you'd like to get more information. In 1.5 minutes you are to ask five direct questions to find out the following:

- 1) hotel location
- 2) availability of rooms
- 3) if there is any extra charge for room service
- 4) meals options
- 5) availability of price reduction for early booking

Задание 3

Imagine that these are photos from your photo album. Choose one photo to present to your friend. You will have to start speaking in 1.5 minutes and will speak for not more than 2 minutes (12–15 sentences). In your talk remember to speak about:

- where and when the photo was taken
- what/who is in the photo
- what is happening
- why you keep the photo in your album
- why you decided to show the picture to your friend



Photo №1



Photo №2



Photo №3

Задание 4

Study the photographs. In 1.5 minutes be ready to compare and contrast the photographs:

- give a brief description of the photos (action, location)
- say what the pictures have in common
- say in what way the pictures are different
- say which kind of travelling presented in the picture you would prefer
- explain why



Variant 5

Задание 1

Imagine that you are preparing a project with your friend. You have found some interesting information for the presentation and you want to read this text

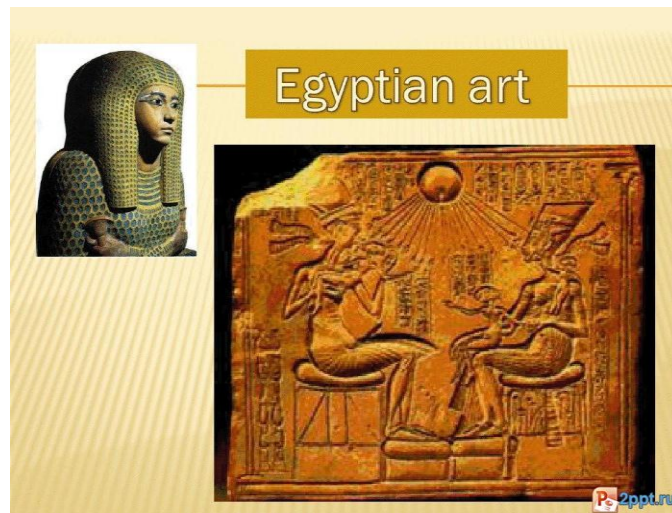
to your friend. You have 1.5 minutes to read the text silently, then be ready to read it out loud. You have 1.5 minutes or less to read it.

When beauty queens of former times and nowadays are compared, it is obvious that they have become much slimmer. An appearance which was considered normal 50 years ago is rare today. In order to be as slim as fashion demands, they are compelled to go around starving.

Most women today feel that they are under an obligation to be slim. This results in an increasing number of them getting eating disorders. Cultural idealization of thinness, which is in fact anorexia, and youthfulness have both contributed to eating disorders affecting diverse groups of population.

Food containing a lot of sugar and fat dominates the market and if eaten regularly and not in moderation it can soon cause an increase in weight. A person can get problems with self-image and eating through ideals which are spread by mass media. Many young women with a normal body shape develop an idea that they are overweight and start slimming even though it is harmful for them.

Задание 2 Study the advertisement



You are considering visiting the exhibition of Egyptian Art and now you'd like to get more information. In 1.5 minutes you are to ask five direct questions to find out the following:

- 1) exhibition location
- 2) entrance fee
- 3) working hours
- 4) availability of students discounts
- 5) if it is necessary to arrive in advance

Задание 3

Imagine that these are photos from your photo album. Choose one photo to present to your friend. You will have to start speaking in 1.5 minutes and will speak for not more than 2 minutes (12–15 sentences). In your talk remember to speak about:

- where and when the photo was taken
- what/who is in the photo
- what is happening
- why you keep the photo in your album
- why you decided to show the picture to your friend



Photo №1



Photo №2



Photo №3

Задание 4

Study the photographs. In 1.5 minutes be ready to compare and contrast the photographs:

- give a brief description of the photos (action, location)
- say what the pictures have in common
- say in what way the pictures are different
- say which kind of travelling presented in the picture you would prefer
- explain why



Учебное издание

Сорокина Марина Михайловна

Григорьянц Людмила Ефимовна

Тренировочные задания по подготовке к тестированию

по английскому языку

Учебно-методическое пособие

Печатается в авторской редакции

Технический редактор А.В. Артамонов

Подписано в печать 02.10.14. Формат 60×84/16.

Бумага газетная. Ризография. Усл. печ. л. 2,79.

Тираж экз. Изд. № 50119. Заказ .

Редакционно-издательский центр ФГБОУ ВПО РГУПС.

Адрес университета: 344038, Ростов н/Д, пл. Ростовского Стрелкового Полка
Народного Ополчения, 2.

